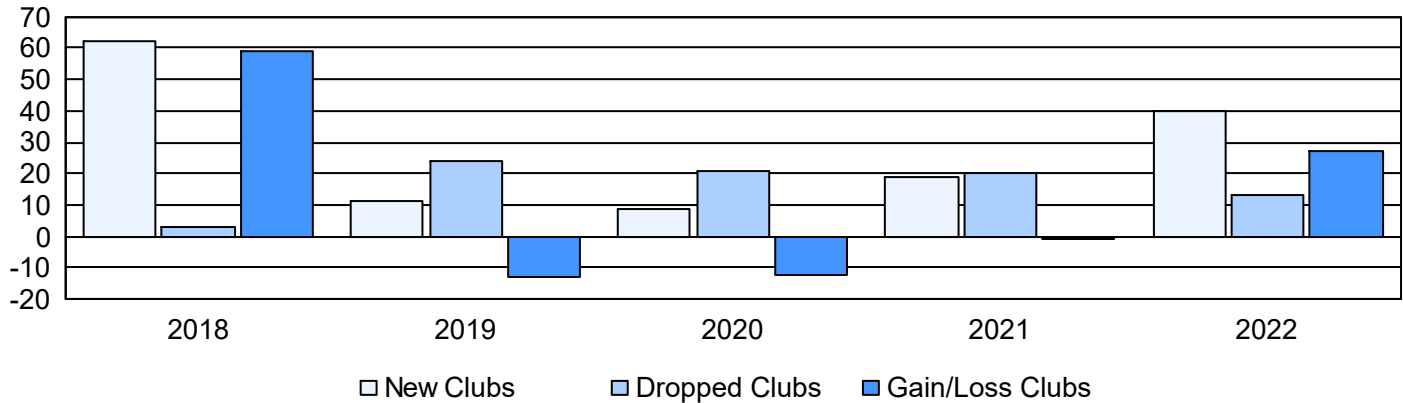
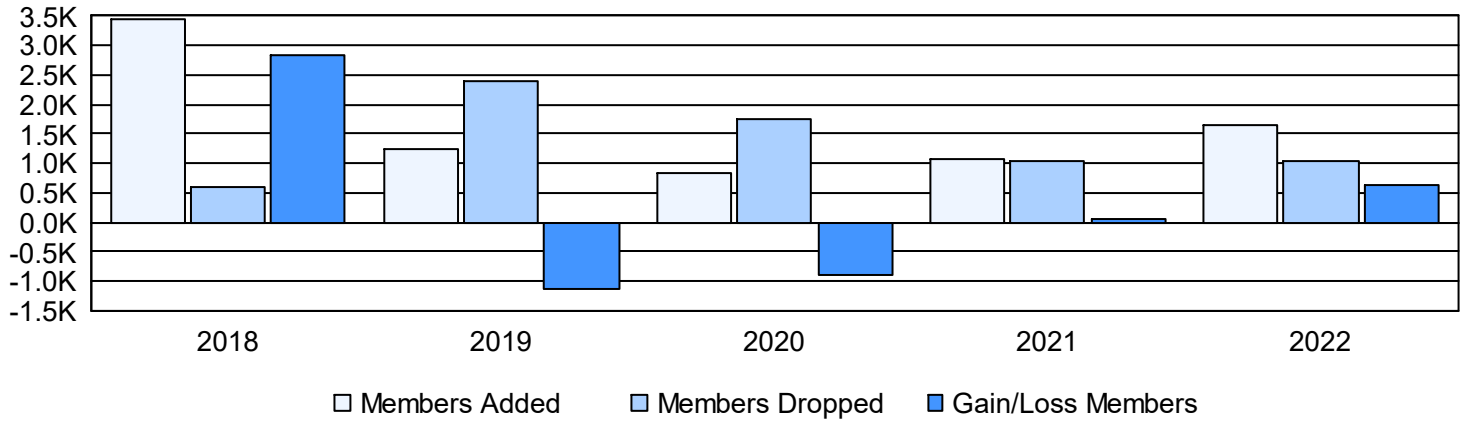


Year	New Clubs	Dropped Clubs	Gain/Loss Clubs	New Members	Charter Members	Reinstate Members	Transfer Members	Total Member Added	Total Members Dropped	Gain/Loss Members
2017-2018	62	3	59	1,776	1,594	52	13	3,435	588	2,847
2018-2019	11	24	-13	610	409	222	15	1,256	2,381	-1,125
2019-2020	9	21	-12	407	294	90	46	837	1,746	-909
2020-2021	19	20	-1	545	479	50	12	1,086	1,024	62
2021-2022	40	13	27	624	953	75	13	1,665	1,047	618
<b>Average</b>	<b>28</b>	<b>16</b>	<b>12</b>	<b>792</b>	<b>746</b>	<b>98</b>	<b>20</b>	<b>1,656</b>	<b>1,357</b>	<b>299</b>

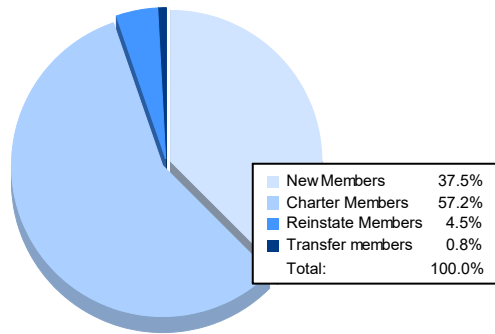
### Clubs



### Members



### Membership Composition June 2022 Cumulative



### Gender Composition June 2022 Cumulative

